



Best in Class Outlet Density

Optimal Form Factors

Superior Reliability

Smartzone™ G5

iPDU Pocket Guide

NORTH AMERICA

PANDUIT™

Infrastructure for a connected world

Welcome to the Panduit G5 Series of PDU's and Accessories



Quality & Reliability

3-Year standard & 5-Year extended warranty.



High Temp

Built with high-temperature grade premium components to withstand 60°C high temperature at full load for extended period to provide high quality and reliability.



High Density Power

Unique outlets design for high power density & compact form-factors minimizing cabinet space.



HotSwappable & Upgradable

Hot-Swappable Controller with large OLED display and high contrast ratio.



Hardened Security

Enhanced security w/ (SNMPv3 & RESTful/ TLS) with certificate-based advanced asymmetric encryption, validated and hardened with multiple security scanning tools.



1G Redundant Network Access

High Networking speed (1G) with Redundant Network Access (RNA) for connectivity redundancy or for allowing separate Colo/Tenant Network connectivity.



Real-Time Monitor

Real-time Monitoring of Power, Environmental & Physical Access Security.



Environmental Plug and Play Sensors

Variety of Plug and Play Environment & Access Security accessories thru U-Ports.



Multi-Device WebGUI

Enhanced User-Experience w/ BYOD WebGUI & colored PDU, cords & cable ties.



Multi-Color

A variety of colored PDU chassis, power cords & cable ties.

Monitored Input (MI Series)

Rack PDUs that have the ability for aggregate power monitoring to quickly identify potential power issues, and reclaim available or under-utilized power capacity.

Monitored Switched (MS Series)

Rack PDUs that have the ability for aggregate power monitoring and outlet level switching capabilities for individual outlets or a group of outlets. Enabling power sequencing, rebooting equipment or restrict unauthorized use of individual outlets.

Monitored Per Outlet (MPO Series)

Rack PDUs that have the ability for outlet level power monitoring to quickly identify potential power issues, and reclaim available or under-utilized power capacity at the outlet level enabling the redeployment or decommissioning of individual servers to reclaim available or under-utilized power capacity.

Monitored and Switched Per Outlet (MSPO Series)

Rack PDUs that have the ability for outlet level power monitoring and outlet level switching capabilities for individual outlets or a group of outlets. Power monitoring at the individual outlet level provides actionable management data on the power consumption of each connected IT device enabling the redeployment or decommissioning of individual servers to reclaim available or under-utilized power capacity.

Accessories

Offering a variety of Environmental Sensors; Security Devices; and Power Cords.

G5 iPDU

Hot Swappable Network Module

With large OLED and graphic bars for easy Phases Load Balancing



High Density

Outlet configuration allows full length SKU's fit within 42U rack with top, bottom, or front exit cable

Low Profile Design

Industry leading design saves rack space and ensures good access



Best-in-Class Billing Grade Accuracy

+/- 1% throughout entire range of operational spec

Designed for High Temperature
Safe, Reliable Operation at 60°C with Full Load Rating



Daisy Chain Capabilities

Up to 4 PDUs
And 32 sensors

1G Redundant Network Access (RNA)

In 2N configuration for network redundancy or CoLo/Tenant use

USB Port
FW Upgrade,
rack light strip



Power and Energy Metering
V, A, VA, W, KWh, PF

Color Coded Outlets and Circuit Breakers

For easy source Identification



Premium Hydraulic-Magnetic Circuit Breakers
Stable trip characteristics at extreme temperatures

Locking IEC Outlets
Provide secure power connection with optional locking cords or integrated locking features



Environmental & Security
Ready with support for up to 8 digital plug-and-play sensors or proximity card access































Monitored Input (MI Series)

	Input Current per phase	Form Factor	Input Plug Type	Apparent Power (kVA)	Outlet Count
100-240VAC, 1-Phase	15	1U	5-15P	1.4	8
	20	1U	5-20P	1.9	8
	20	1U	L5-20P	1.9	8
	20	1U	L6-20P	3.3	12
	15	0U HALF	5-15P	1.4	16
	20	0U HALF	5-20P	1.9	16
	20	0U HALF	L5-20P	1.9	16
	30	0U MID	L5-30P	2.9	24
	20	0U MID	L6-20P	3.3	24
	30	2U	L5-30P	2.9	16
200-240VAC, 1-Phase	50	1U	CS8265C	8.3	6
	30	2U	L6-30P	5.0	16
	30	0U MID	L6-30P	5.0	24
	30	0U FULL	L6-30P	5.0	38
	50	0U FULL	CS8265C	8.3	36

Outlet Configuration	Height (inches)	Width (inches)	Depth (inches) at Outlet position	Panduit SKU Part No.
Ⓢ (8)5-20R	1.7	17.5	10.6	P08D09M
Ⓢ (8)5-20R	1.7	17.5	10.6	P08D10M
Ⓢ (8)5-20R	1.7	17.5	10.6	P08D11M
Ⓢ (12)C13	1.7	17.5	10.6	P12D13M
Ⓢ (16)5-20R	32.2	2.0	2.1	P16D20M
Ⓢ (16)5-20R	32.2	2.0	2.1	P16D21M
Ⓢ (16)5-20R	32.2	2.0	2.1	P16D22M
Ⓢ (24)5-20R	58.7	2.0	2.1	P24D23M
Ⓢ (20)C13, Ⓢ (4)C19	58.7	2.0	2.1	P24D24M
Ⓢ (16)5-20R	3.4	17.5	10.6	P16D12M
Ⓢ (6)C19	1.7	17.5	10.6	P06D15M
Ⓢ (12)C13, Ⓢ (4)C19	3.4	17.5	10.6	P16D14M
Ⓢ (20)C13, Ⓢ (4)C19	58.7	2.0	2.1	P24D07M
Ⓢ (32)C13, Ⓢ (6)C19	68.9	2.0	2.1	P38D25M
Ⓢ (30)C13, Ⓢ (6)C19	68.9	2.0	2.1	P36D26M

Monitored Input (MI Series)

	Input Current per phase	Form Factor	Input Plug Type	Apparent Power (kVA)	Outlet Count
100-120/200-240VAC, 3-Phase	30	1U	L21-30P	8.6	6
	30	0U MID	L21-30P	8.6	24
	30	0U FULL	L21-30P	8.6	30
	30	0U FULL	L21-30P	8.6	38
208VAC, 3-Phase	30	1U	L15-30P	8.6	6
	50	1U	CS8365C	14.4	6
	60	1U	IEC 60309 3P+E 9h	17.3	6
	30	0U MID	L15-30P	8.6	24
	30	0U FULL	L15-30P	8.6	36
	50	0U FULL	CS8365C	10.0	36
	50	0U FULL	CS8365C	14.4	24
	60	0U FULL	IEC 60309 3P+E 9h	17.3	24
	50	0U HALF - 2 sided	CS8365C	14.4	24
	60	0U HALF - 2 sided	IEC 60309 3P+E 9h	17.3	24
	50	0U FULL - 2 sided	CS8365C	14.4	48
	60	0U FULL - 2 sided	IEC 60309 3P+E 9h	17.3	48

Outlet Configuration	Height (inches)	Width (inches)	Depth (inches) at Outlet position	Panduit SKU Part No.
 (6)C19	1.7	17.5	10.6	P06D17M
 (18)C13,  (6)C19	58.7	2.0	2.1	P24D01M
 (18)C13,  (6)C19,  (6)5-20R	68.9	2.0	2.1	P30D02M
 (30)C13,  (6)C19,  (2)5-20R	68.9	2.0	2.1	P38D28M
 (6)C19	1.7	17.5	10.6	P06D16M
 (6)C19	1.7	17.5	10.6	P06D18M
 (6)C19	1.7	17.5	10.6	P06D19M
 (18)C13,  (6)C19	58.7	2.0	2.1	P24D27M
 (30)C13,  (6)C19	68.9	2.0	2.1	P36D08M
 (30)C13,  (6)C19	68.9	2.0	2.1	P36D29M
 (12)C13,  (12)C19	68.9	2.0	2.1	P24D31M
 (12)C13,  (12)C19	68.9	2.0	2.1	P24D34M
 (18)C13,  (6)C19	36.0	2.0	4.4	P24D30M
 (18)C13,  (6)C19	36.0	2.0	4.4	P24D33M
 (36)C13,  (12)C19	71.7	2.0	4.4	P48D32M
 (36)C13,  (12)C19	71.7	2.0	4.4	P48D35M

Monitored Switched (MS Series)

	Input Current per phase	Form Factor	Input Plug Type	Apparent Power (kVA)	Outlet Count
100-240VAC, 1-Phase	15	1U	5-15P	1.4	8
	20	1U	5-20P	1.9	8
	20	1U	L5-20P	1.9	8
	20	1U	L6-20P	3.3	8
	30	2U	L5-30P	2.9	16
	15	0U HALF	5-15P	1.4	12
	20	0U HALF	5-20P	1.9	12
	20	0U HALF	L5-20P	1.9	12
	20	0U HALF	L6-20P	3.3	16
	30	0U MID	L5-30P	2.9	18
200-240VAC, 1-Phase	30	2U	L6-30P	5.0	16
	30	0U FULL	L6-30P	5.0	24
	30	0U FULL	L6-30P	5.0	36
100-120/ 200-240VAC, 3-Phase	30	0U FULL	L21-30P	8.6	24
	30	0U FULL	L21-30P	8.6	36
208VAC, 3-Phase	30	0U FULL	L15-30P	8.6	24
	30	0U FULL	L15-30P	8.6	36
	50	0U FULL	CS8365C	14.4	24
	50	0U FULL	CS8365C	10.0	36
	60	0U FULL	IEC 60309 3P+E 9h	17.3	24
	60	0U FULL - 2 sided	IEC 60309 3P+E 9h	17.3	48

Outlet Configuration	Height (inches)	Width (inches)	Depth (inches) at Outlet position	Panduit SKU Part No.
Ⓢ (8)5-20R	1.7	17.5	10.6	P08E14M
Ⓢ (8)5-20R	1.7	17.5	10.6	P08E15M
Ⓢ (8)5-20R	1.7	17.5	10.6	P08E16M
Ⓢ (8)C13	1.7	17.5	10.6	P08E18M
Ⓢ (16)5-20R	3.4	17.5	10.6	P16E17M
Ⓢ (12)5-20R	36.1	2.0	2.1	P12E20M
Ⓢ (12)5-20R	36.1	2.0	2.1	P12E21M
Ⓢ (12)5-20R	36.1	2.0	2.1	P12E22M
Ⓢ (12)C13, Ⓢ (4)C19	36.1	2.0	2.1	P16E24M
Ⓢ (18)5-20R	58.7	2.0	2.1	P18E23M
Ⓢ (12)C13, Ⓢ (4)C19	3.4	17.5	10.6	P16E19M
Ⓢ (20)C13, Ⓢ (4)C19	68.9	2.0	2.1	P24E28M
Ⓢ (30)C13, Ⓢ (6)C19	68.9	2.0	2.1	P36E33M
Ⓢ (18)C13, Ⓢ (6)C19	68.9	2.0	2.1	P24E30M
Ⓢ (30)C13, Ⓢ (6)C19	68.9	2.0	2.1	P36E35M
Ⓢ (18)C13, Ⓢ (6)C19	68.9	2.0	2.1	P24E29M
Ⓢ (30)C13, Ⓢ (6)C19	68.9	2.0	2.1	P36E34M
Ⓢ (12)C13, Ⓢ (12)C19	68.9	2.0	2.1	P24E31M
Ⓢ (30)C13, Ⓢ (6)C19	68.9	2.0	2.1	P36E12M
Ⓢ (12)C13, Ⓢ (12)C19	68.9	2.0	2.1	P24E32M
Ⓢ (36)C13, Ⓢ (12)C19	71.7	2.0	4.4	P48E13M

Monitored Per Outlet (MPO Series)

	Input Current per phase	Form Factor	Input Plug Type	Apparent Power (kVA)	Outlet Count
200-240VAC, 1-Phase	30	0U FULL	L6-30P	5.0	24
	30	0U FULL	L6-30P	5.0	36
208VAC, 3-Phase	30	0U FULL	L15-30P	8.6	24
	30	0U FULL	L21-30P	8.6	24
	30	0U FULL	L15-30P	8.6	36
	30	0U FULL	L21-30P	8.6	36
	50	0U FULL	CS8365C	14.4	24
	50	0U FULL	CS8365C	10.0	36
	60	0U FULL	IEC 60309 3P+E 9h	17.3	24
	60	0U FULL - 2 sided	IEC 60309 3P+E 9h	17.3	48

Monitored & Switched Per Outlet (MSPO Series)

100-240VAC, 1-Phase	30	0U FULL	L6-30P	5.0	24
	30	0U FULL	L6-30P	5.0	36
100-120/200-240VAC, 3-Phase	30	0U FULL	L21-30P	8.6	24
	30	0U FULL	L21-30P	8.6	36
208VAC, 3-Phase	30	0U FULL	L15-30P	8.6	24
	30	0U FULL	L15-30P	8.6	36
	50	0U FULL	CS8365C	14.4	24
	50	0U FULL	CS8365C	10.0	36
	60	0U FULL	IEC 60309 3P+E 9h	17.3	24
	60	0U FULL - 2 sided	IEC 60309 3P+E 9h	17.3	48

Outlet Configuration	Height (inches)	Width (inches)	Depth (inches) at Outlet position	Panduit SKU Part No.
☐ (20)C13, ☐ (4)C19	68.9	2.0	2.1	P24F01M
☐ (30)C13, ☐ (6)C19	68.9	2.0	2.1	P36F15M
☐ (18)C13, ☐ (6)C19	68.9	2.0	2.1	P24F02M
☐ (18)C13, ☐ (6)C19	68.9	2.0	2.1	P24F03M
☐ (30)C13, ☐ (6)C19	68.9	2.0	2.1	P36F16M
☐ (30)C13, ☐ (6)C19	68.9	2.0	2.1	P36F17M
☐ (12)C13, ☐ (12)C19	68.9	2.0	2.1	P24F04M
☐ (30)C13, ☐ (6)C19	68.9	2.0	2.1	P36F18M
☐ (12)C13, ☐ (12)C19	68.9	2.0	2.1	P24F05M
☐ (36)C13, ☐ (12)C19	71.7	2.0	4.4	P48F19M

☐ (20)C13, ☐ (4)C19	68.9	2.0	2.1	P24G01M
☐ (30)C13, ☐ (6)C19	68.9	2.0	2.1	P36G18M
☐ (18)C13, ☐ (6)C19	68.9	2.0	2.1	P24G03M
☐ (30)C13, ☐ (6)C19	68.9	2.0	2.1	P36G19M
☐ (18)C13, ☐ (6)C19	68.9	2.0	2.1	P24G02M
☐ (30)C13, ☐ (6)C19	68.9	2.0	2.1	P36G22M
☐ (12)C13, ☐ (12)C19	68.9	2.0	2.1	P24G04M
☐ (30)C13, ☐ (6)C19	68.9	2.0	2.1	P36G20M
☐ (12)C13, ☐ (12)C19	68.9	2.0	2.1	P24G05M
☐ (36)C13, ☐ (12)C19	71.7	2.0	4.4	P48G21M

Accessories

Environmental Sensors

Description:	Dimensions L x W x H (in)	Length (ft)	Panduit Part No.
Temperature Sensor	1.73x0.83x.43	6.56	EA001
Temperature + Humidity Sensor	1.73x0.83x.43	6.56	EB001
3 Temperature + Humidity Sensor	1.73x0.83x.43	6.56	EC001
Water - Rope	2.36x2.36x0.87	6.56	ED001
Water- Spot	2.36x2.36x0.87	16.40	EE001
3 Sensor Hub	3.35x1.26x1.06	n/a	EF001
Water - Rope extension	n/a	6.56	EG001



EA001



EB001



EC001



ED001



EE001



EF001



EG001

Security

Description:	Dimensions L x W x H (in)	Length (ft)	Panduit Part No.
Door Switch (magnetic 2 piece)	1.73x0.83x0.43 (1.14x0.67x0.28 for magnet)	3.28	ACA01
Access hub for handle (cold & hot aisle selectable)	3.74x1.46x1.14	n/a	ACB01
Access hub harness cold aisle (ACE02)	n/a	9.84	ACB02
Access hub harness hot aisle (ACE02)	n/a	8.53	ACB03
Access hub harness cold aisle (ACE01)	n/a	9.84	ACB04
Access hub harness hot aisle (ACE01)	n/a	8.53	ACB05
Dry Contact Input	1.73x0.83x0.43	5.91	ACC01
USB Light Strip	15.04	n/a	ACD01
Swinghandle No Card Reader	n/a	n/a	ACE01
Swinghandle With Card Reader (125kHz)	n/a	n/a	ACE02
Swinghandle With Card Reader (13.5MHz)	n/a	n/a	ACE03



ACA01



ACB01



ACB02



ACB03



ACB04



ACB05



ACC01



ACD01



ACE01



ACE02



ACE03

Accessories

W-Lock Dual Locking Power Cords

(UL, CE, VDE, TUV Approved)

Color	Description	Ratings	Gauge / Cross Section Area	Jacket	Connector Angle
Red	IEC C14 to IEC C13	10A/250V	17AWG / 1.0mm ²	SJT/H05VV-F	Straight
Red	IEC C14 to IEC C13	10A/250V	17AWG / 1.0mm ²	SJT/H05VV-F	Straight
Red	IEC C14 to IEC C13	10A/250V	17AWG / 1.0mm ²	SJT/H05VV-F	Straight
Red	IEC C14 to IEC C13	10A/250V	17AWG / 1.0mm ²	SJT/H05VV-F	Straight
Blue	IEC C14 to IEC C13	10A/250V	17AWG / 1.0mm ²	SJT/H05VV-F	Straight
Blue	IEC C14 to IEC C13	10A/250V	17AWG / 1.0mm ²	SJT/H05VV-F	Straight
Blue	IEC C14 to IEC C13	10A/250V	17AWG / 1.0mm ²	SJT/H05VV-F	Straight
Blue	IEC C14 to IEC C13	10A/250V	17AWG / 1.0mm ²	SJT/H05VV-F	Straight
Black	IEC C14 to IEC C13	10A/250V	17AWG / 1.0mm ²	SJT/H05VV-F	Straight
Black	IEC C14 to IEC C13	10A/250V	17AWG / 1.0mm ²	SJT/H05VV-F	Straight
Black	IEC C14 to IEC C13	10A/250V	17AWG / 1.0mm ²	SJT/H05VV-F	Straight
Black	IEC C14 to IEC C13	10A/250V	17AWG / 1.0mm ²	SJT/H05VV-F	Straight

**Length
(feet)**

**Panduit
Part No.
(10 pk)**

2 LPCA01X

3 LPCA02X

4 LPCA03X

6 LPCA04X

2 LPCA06X

3 LPCA07X

4 LPCA08X

6 LPCA09X

2 LPCA11X

3 LPCA12X

4 LPCA13X

6 LPCA14X



C14



C13



C14



C13



C14



C13



Accessories




W-Lock Dual Locking Power Cords




(UL, CE, VDE, TUV Approved)




Color	Description	Ratings	Gauge / Cross Section Area	Jacket	Connector Angle
Red	IEC C20 to IEC C19	16A/250V	15AWG / 1.5mm ²	SJT/H05VV-F	Straight
Red	IEC C20 to IEC C19	16A/250V	15AWG / 1.5mm ²	SJT/H05VV-F	Straight
Red	IEC C20 to IEC C19	16A/250V	15AWG / 1.5mm ²	SJT/H05VV-F	Straight
Red	IEC C20 to IEC C19	16A/250V	15AWG / 1.5mm ²	SJT/H05VV-F	Straight
Blue	IEC C20 to IEC C19	16A/250V	15AWG / 1.5mm ²	SJT/H05VV-F	Straight
Blue	IEC C20 to IEC C19	16A/250V	15AWG / 1.5mm ²	SJT/H05VV-F	Straight
Blue	IEC C20 to IEC C19	16A/250V	15AWG / 1.5mm ²	SJT/H05VV-F	Straight
Blue	IEC C20 to IEC C19	16A/250V	15AWG / 1.5mm ²	SJT/H05VV-F	Straight
Black	IEC C20 to IEC C19	16A/250V	15AWG / 1.5mm ²	SJT/H05VV-F	Straight
Black	IEC C20 to IEC C19	16A/250V	15AWG / 1.5mm ²	SJT/H05VV-F	Straight
Black	IEC C20 to IEC C19	16A/250V	15AWG / 1.5mm ²	SJT/H05VV-F	Straight
Black	IEC C20 to IEC C19	16A/250V	15AWG / 1.5mm ²	SJT/H05VV-F	Straight



Length (feet)	Panduit Part No. (10 pk)			
2	LPCB01X			
3	LPCB02X			
4	LPCB03X			
6	LPCB04X			
2	LPCB06X			
3	LPCB07X			
4	LPCB08X			
6	LPCB09X			
2	LPCB11X			
3	LPCB12X			
4	LPCB13X			
6	LPCB14X			

		
IEC C20	IEC C19	

		
IEC C20	IEC C19	

		
IEC C20	IEC C19	

Complete Warranty & Compliance information can be found at www.panduit.com
Customer Service: cs@panduit.com or 800.777.3300
Technical Support: techsupport@panduit.com or 866.405.6654

PANDUIT[®]

©2018 Panduit Corp. ALL RIGHTS RESERVED.
Replaces PUCB09 **PUCB20--SA-ENG** 10/2018